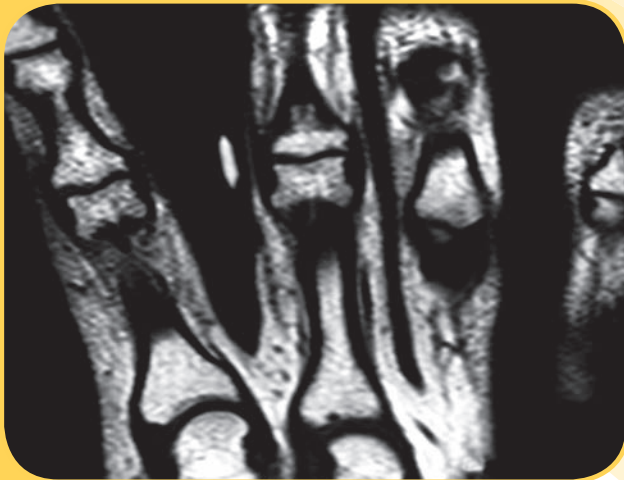


Best Practices with MR-SPOT® Skin Markers

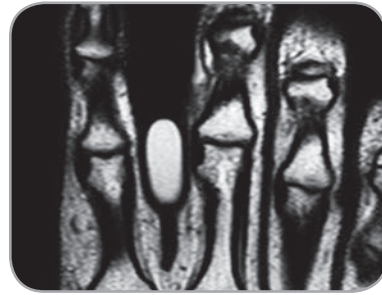
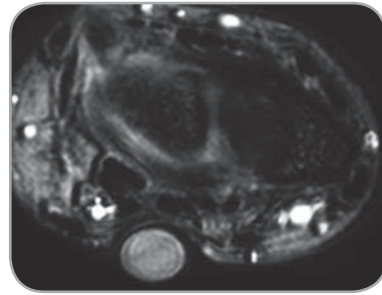


Radiance® filled Ortho-SPOT Packets™ imaged on film

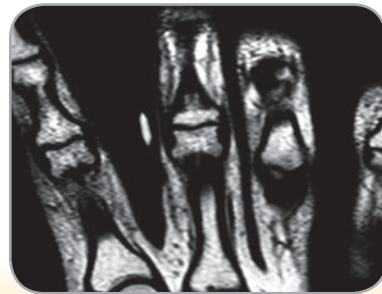
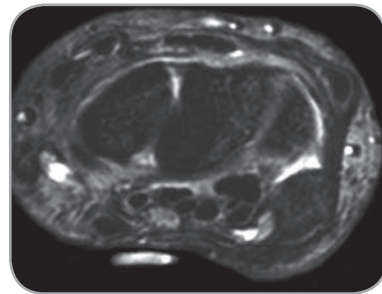
Reducing Indentation from Skin Markers when Scanning Extremities

Using a small, flat skin marker to localize an area of interest in orthopedic or breast imaging provides interpreting physicians a precise landmark without troublesome indentation that can distort pathology.

Capsule markers on extremities create indentation and can potentially obscure pathology, raising questions regarding exact area of interest:



Ortho-SPOT Packets™ minimize indentation and the risk of distorting pathology; clearly communicate area of interest:



Beekley Medical® recommends Ortho-SPOT® REF 186 for imaging extremities



- **Precise, indentation-free localization**
- **Sized to image only on slices specific to area of interest**
- **Bright consistent imaging on every sequence**



Manufactured by Beekley Corporation
 One Prestige Lane, Bristol, CT 06010 USA
 Tel: 1.800.233.5539 or +1.860.583.4700 Fax: 1.800.735.1234 beekley.com

BEEKLEY, BEEKLEY MEDICAL, MR-SPOT, ORTHO-SPOT, RADIANCE, SPOT, the PACKET product configuration, and WHEN YOUR DIAGNOSIS MUST BE RIGHT are Reg. U.S. Pat. & Tm. Off. BEEKLEY and SPOT are Registered Community Trademarks. BEEKLEY is a registered trademark in Canada. ORTHO-SPOT PACKETS and PIK-UP are unregistered trademarks of Beekley Corporation.

© 2019 Beekley Corporation. All rights reserved.

WARNINGS AND PRECAUTIONS:

- Single Patient Use Only; Do Not Reuse 
- External Use Only; Do Not Ingest or Swallow
- Do Not Place on Compromised Skin
- Remove After Use
- Not made with natural rubber latex
- Lead-Free
- Non-Sterile 

  **EMERGO EUROPE**
 Prinsessegracht 20
 2514 AP The Hague
 The Netherlands



REV. ORS_JSC-BP-WEB_1019