

TenderTouch™

Cushioned Tape for Thermoplastic Masks

Beekley
Medical®
when your diagnosis
must be right®

Instructions for Use:


1. Tear off the anticipated length of TenderTouch from the plastic dispenser.



2. Remove adhesive backing.



3. Place the middle of the TenderTouch cushioned tape on the cut edges of the thermoplastic mask. Pinch the scored edges of the tape to the inside and outside of mask. Press to stick and secure.



4. Apply the remaining TenderTouch tape over the cut edges of the thermoplastic mask. Press to stick and secure.





5. Repeat steps 1-4 as needed.

REF 418

Manufactured by Beekley Corporation
One Prestige Lane, Bristol, CT 06010-7454 USA
Tel: 1.800.233.5539 or +1.860.583.4700 Fax: 1.800.735.1234 beekley.com

BEEKLEY, BEEKLEY MEDICAL, and WHEN YOUR DIAGNOSIS MUST BE RIGHT are Reg. U.S. Pat. & Tm. Off. BEEKLEY is a Registered Community Trademark. BEEKLEY is a registered trademark in Canada. TenderTouch is an unregistered trademark of Beekley Corporation. © 2023 Beekley Corporation. All rights reserved.

WARNINGS AND PRECAUTIONS:

- Single Patient Use Only; Do Not Reuse 
- External Use Only; Do Not Ingest or Swallow
- Do Not Place on Compromised Skin
- Non-Sterile 
- Not Made with Natural Rubber Latex

If any serious incident occurs in relation to this device, report it to Beekley Medical and to the competent authority of the Member State in which the user and/or patient is established.



EMERGO EUROPE
Westervoortsedijk 60
6827 AT Arnhem
The Netherlands



REV: TT_IFU_0523