

point GUARDS[®]

temporary mark covers

**Beekley
Medical[®]**
when your diagnosis
must be right*

Instructions for Use:



1. Tear off a strip with the number of PointGuards needed from the plastic dispenser.



2. While holding the strip of PointGuards, roll away liner to expose adhesive.



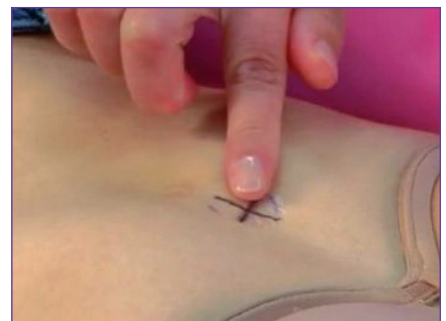
3. Place the PointGuards on the patient's skin over the temporary mark.



4. Rub gently over top of PointGuards.



5. Remove paper layer from top of PointGuards.



6. Rub gently one more time over top of PointGuards to ensure complete adhesion.

7. Repeat as needed for each temporary mark.



8. At end of treatment, gently remove PointGuards from the patient's skin.

REF 115, 215, 315, 316, 318

Manufactured by Beekley Corporation
One Prestige Lane, Bristol, CT 06010-7454 USA
Tel: 1.800.233.5539 or +1.860.583.4700
Fax: 1.800.735.1234 beekley.com

BEEKLEY, BEEKLEY MEDICAL, POINTGUARDS, and WHEN YOUR DIAGNOSIS MUST BE RIGHT are Reg. U.S. Pat. & Tm. Off. BEEKLEY is a registered Community Trademark. BEEKLEY is a registered trademark in Canada. © 2023 Beekley Corporation. All rights reserved.
Pat. – beekley.com/patents

WARNINGS AND PRECAUTIONS:

- Single Patient Use Only; Do Not Reuse 
- External Use Only, Do Not Ingest or Swallow
- Do Not Place on Compromised Skin/
Avoid Use on Electron Boost Breast Patients
- Remove After Use
- Non-sterile 
- Not made with natural rubber latex

If any serious incident occurs in relation to this device, report it to Beekley Medical and to the competent authority of the Member State in which the user and/or patient is established.

CE
EC REP
EMERGO EUROPE
Westervoortsedijk 60
6827 AT Arnhem
The Netherlands

MD REV: PG_IFU_0723