

# mark-through GUIDELINES<sup>®</sup>

## CT grid for localizing needle entry sites

Beekley  
Medical<sup>®</sup>  
when your diagnosis  
must be right<sup>™</sup>



Fig. 1

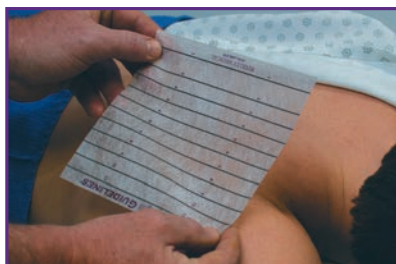


Fig. 2



Fig. 3

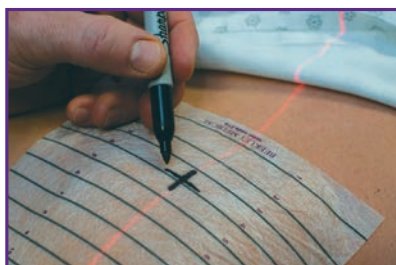


Fig. 4



Fig. 5

## Instructions for Use:

1. **Remove grid from backing to expose adhesive.** (Fig. 1)
2. **Place grid on patient directly over area of interest.** (Fig. 2)
3. **Smooth grid onto patient's skin to ensure complete adhesion and eliminate any air bubbles that may occur.**
4. **After scanning, use the series of 11 dots on the image to determine needle entry site.** (Fig. 3)
5. **With a fine point Sharpie<sup>®</sup> marker, make mark where laser crosses the appropriate line on the grid. Ink instantly transfers through the grid material to mark entry site on skin.** (Fig. 4)
6. **Remove grid from patient and discard.** (Fig. 5)





Manufactured by Beekley Corporation  
One Prestige Lane, Bristol, CT 06010 USA  
Tel: 1.800.233.5539 or +1.860.583.4700 Fax: 1.800.735.1234 beekley.com

BEEKLEY, BEEKLEY MEDICAL, GUIDELINES, MARK THROUGH GUIDELINES, and WHEN YOUR DIAGNOSIS MUST BE RIGHT are Reg. U.S. Pat. & Tm. Off.  
BEEKLEY is a Registered Community Trademark. BEEKLEY is a registered trademark in Canada. © 2019 Beekley Corporation. All rights reserved.  
Sharpie<sup>®</sup> is a registered trademark of Newell Rubbermaid Corporation.

REF 219

#### WARNINGS AND PRECAUTIONS:

- Non-Sterile 
- Single Patient Use Only; Do Not Reuse 
- Hypoallergenic
- Not made with natural rubber latex
- Lead-Free



EMERGO EUROPE  
Prinsessegracht 20  
2514 AP The Hague  
The Netherlands

REV: MTGL\_IFU\_1019